



EC-760ZP-V/M,L

Lower G.I. tract magnification scopes





EC-760ZP-V/M,L Upper G.I. tract magnification scopes

Zoom function

Magnification Mode		Normal	Low	Middle	High	Maximum (x145*)
Step zoom	Continuous	[Progressive zoom bar]				
	2 Step	[•]	[•]			
	3 Step	[•]	[•]	[•]		
	5 Step	[•]	[•]	[•]	[•]	[•]

*When using a 26 inch HD LCD monitor

With Continuous mode, Step Zoom mode of "2 Step", "3 Step" and "5 Step" are available. In this modes, images can be magnified in stages by simple press of button.



Magnification Images

• Low



• Middle



• Maximum



Specification

EC-760ZP-V/M, L	
Field of view	Normal: 140° Closest: 56°
Viewing direction	0° (Forward)
Observation range	1.5~100 mm
	Normal: 3~100 mm Closest: 1.5~2.5 mm
Bending capability	UP: 180° DOWN: 180° RIGHT: 160° LEFT: 160°
Working length	1,330 mm(M) / 1,690 mm(L)
Total length	1,650 mm(M) / 2,010 mm(L)
Distal end diameter	11.7 mm
Insertion tube diameter	11.8 mm
Minimum instrument channel diameter	3.2 mm
Image size	Super image
Flexibility adjustment mechanism	Available

Product name: Video Endoscope GMDN: 36117
Generic name: Flexible video colonoscope, reusable

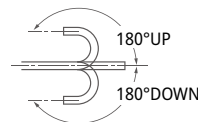
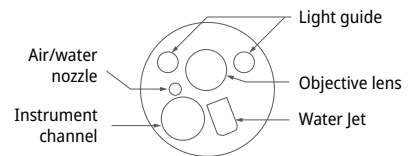
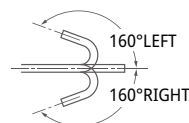


Image area & instrument entry position



Water jet position