

EG-720R

Upper G.I. tract scopes





EG-720R

Upper G.I. tract scopes

One Step Connector

with Contact-free Technology



Scopes can be connected to light source in just 1 step operation. Scope cable connection is no longer required in setting up. One Step Connector enhances efficiency of clinical workflow. Conventional scopes can also be connected.

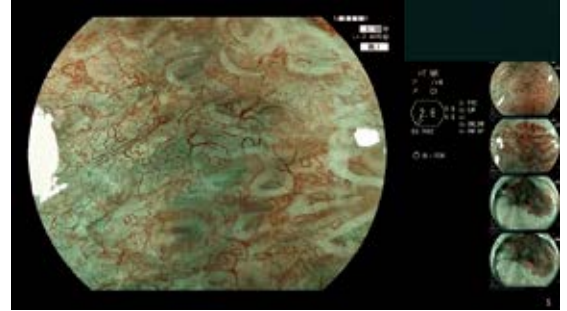
Specification

EG-720R	
Field of view	140°
Viewing direction	0° (Forward)
Observation range	2~100 mm
Bending capability	UP: 210° DOWN: 90° RIGHT: 100° LEFT: 100°
Working length	1,100 mm
Total length	1,400 mm
Distal end diameter	9.2 mm
Insertion tube diameter	9.3 mm
Minimum instrument channel diameter	2.8 mm
Image size	Super image

Product name: Video Endoscope GMDN: 38805
Generic name: Flexible video gastroduodenoscope

Megapixel CMOS + HDTV output

High-definition images with quite low noise level are established by Megapixel CMOS sensor. It allows superior visualization for Full HD display.



Full HD display

Contact-free Technology

This is the generic name of below 3 points. It means connectors do not need to touch to transmit power and image data. By this technology, durability and reliability of scopes is expected to improve.

- ▶ Power feed: Wireless electrical supply - *a
- ▶ Image transmission: High speed optical laser - *b
- ▶ Remote signal: infrared [IR] LED - *c

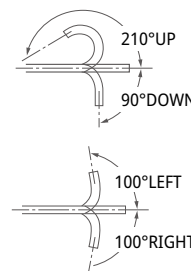
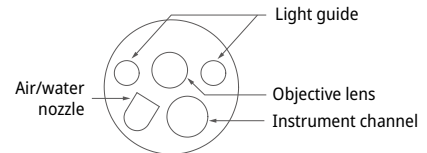
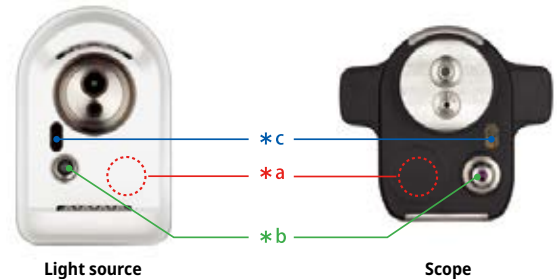


Image area & instrument entry position